


Effortlessly Create Searches and Review Results

View search fields and results in a single screen that provides immediate feedback on your search and with a simple workflow.

The screenshot displays the Derwent Innovation search interface. At the top, there is a navigation bar with the Derwent Innovation logo, a welcome message, and the Clarivate Analytics logo. Below the navigation bar, there is a search bar with the text "PATENT SEARCH | PUBLICATION NUMBER". The search fields are divided into "FIELDLED" and "EXPERT" sections. The "FIELDLED" section includes fields for "Smart Search-Topic" (with a dropdown menu), "Assignee/Applicant" (with a dropdown menu and a "Browse" button), and "Publication Date" (with a date range selector). The "EXPERT" section includes a "Change collections" dropdown menu and a "Preview/edit query" box. The search results section shows a table with columns for "Item", "Publication Number", "Assignee/Applicant", "Publication Date", "Current IPC", and "Relevancy". The table contains six rows of search results, each with a checkbox, a document icon, and a title. At the bottom of the interface, there is a toolbar with buttons for "Print", "Watch Records", "Alert", "Analyze", "Edit Custom Fields", "Order", "Export", "Save", and "Add To".



Quick Navigation

- Navigation hidden until you need it
- Open left navigation  to quickly go to related features
- Derwent Innovation logo provides one-click access to Dashboard

Simplified Search Form

- Quickly switch between fielded, expert, and publication number search forms
- Click the link next to Change collections to choose authorities for your research, including DWPI
- Available operators display when you enter keywords in a field
- Query previewer to right of search fields allows for quick search refinements
- Templates button placed in prominent location for easy access

Integrated Results

- See results of your search immediately
- Click  for filters and subsearch
- Click  for display options, retrieve DWPI and INPADOC families, and other tools

Quick Take Further Steps in Your Research

- Single spot for tools provides easy access
- Tools you use the most have dedicated buttons, not hidden under menus
- All tools placed at the bottom of the screen for logical workflow